

SYNTHESIS OF 6-CARBOXY-2,2-DIMETHYLCHROMANS AND CHROMENES

V. K. AHLUWALIA,* R. S. JOLLY and A. K. TEHIM
Department of Chemistry, University of Delhi, Delhi-110007, India

(Received in the U.K. 25 February 1982)

Abstract—The condensation of hydroxybenzoic acids and their methyl esters with isoprene in the presence of orthophosphoric acid gives corresponding 2,2-dimethylchromans, which can be dehydrogenated with DDQ or NBS to give the corresponding 6-carboxy-2,2-dimethylchromenes. The synthesis of β -tubaic acid, a natural compound, has also been achieved.

6-Carboxy-2,2-dimethylchromans and chromenes occur very infrequently among natural products; the only example known so far is β -tubaic acid (1), recently isolated by Yoshihiko *et al.*¹ from the roots of *Derris elliptica* and has been shown to exhibit antimicrobial activity. They are also obtained as degradation products in the course of structure elucidation of a number of naturally occurring prenylated compounds,^{2,3-9} and can be used as starting materials for the synthesis of pyranoxanthenes.

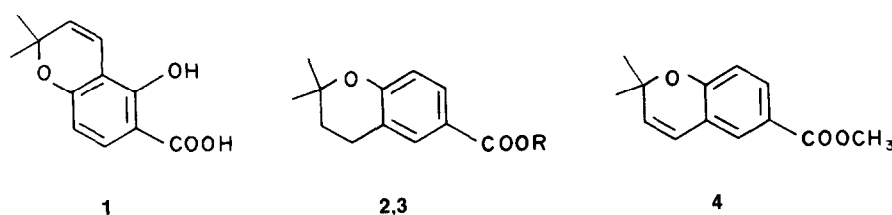
Earlier 6-carboxy-2,2-dimethylchromans and chromenes have been prepared by (i) condensation of appropriate phenol with 2-hydroxy-2-methylbut-3-yne¹⁰ (ii) oxidation of formyl substituted 2,2-dimethylchromans¹¹ (iii) Clemmensen reduction of 2,2-dimethylchroman-4-ones¹² and (iv) oxidative cyclization of the appropriate C-prenyl derivatives.² Method (i) is of historic importance only as the yields obtained are seldom more than 2–3%. Methods (ii)–(iv) suffer from the disadvantage that the appropriate starting materials are difficult to prepare. Thus a convenient method for their synthesis is needed.

A new method of nuclear isoprenylation leading to exclusive formation of 2,2-dimethylchromans in good yields has recently been developed in our laboratory.^{13,14} The method consists in condensation of appropriate phenol with 2-methyl-1,3-butadiene (isoprene) in presence of orthophosphoric acid at 30–35°. Acid catalysed condensation of hydroxybenzoic acids and their methyl esters with isoprene, under the above mentioned conditions, was undertaken with a view to develop a convenient method for the synthesis of 6-carboxy-2,2-dimethylchromans and chromenes.

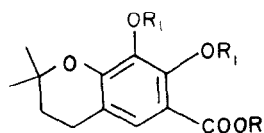
Thus, condensation of 4-hydroxybenzoic acid with

isoprene in presence of orthophosphoric acid gave only one product (yield 80%), which on elemental analysis showed the introduction of one isoprene unit. Its NMR spectrum indicated the presence of a 2,2-dimethylchroman ring. The gem-dimethyl group appeared as singlet at δ 1.39, the methylene groups appeared as two distinct triplets ($J = 7$ Hz) at δ 1.86 and 2.83 besides other signals. The condensation product was therefore assigned the structure 2,2-dimethyl-3,4-dihydro-2H-1-benzopyran-6-carboxylic acid (2). Similarly methyl 4-hydroxybenzoate on condensation with isoprene gave only one product (yield 75%), which was assigned the structure methyl 2,2-dimethyl-3,4-dihydro-2H-1-benzopyran-6-carboxylate (3), identical with methyl ester of 2. 3 on dehydrogenation with DDQ gave the corresponding 2,2-dimethylchromene, methyl 2,2-dimethyl-2H-1-benzopyran-6-carboxylate (4). The dehydrogenation of 3 with NBS in presence of benzoyl peroxide also gave the same product (4).

Similarly condensation of 2,3,4-trihydroxybenzoic acid and its methyl ester with isoprene gave 7,8-dihydroxy-2,2-dimethyl-3,4-dihydro-2H-1-benzopyran-6-carboxylic acid (5) and methyl 7,8-dihydroxy-2,2-dimethyl-3,4-dihydro-2H-1-benzopyran-6-carboxylate (6), respectively in 70–80% yield. The assigned structures (5 and 6) were in agreement with their elemental analysis and NMR spectrum. They were further characterised as their diacetates. Either of the compound 5 or 6 on methylation gave methyl 7,8-dimethoxy-2,2-dimethyl-3,4-dihydro-2H-1-benzopyran-6-carboxylate (7), which on dehydrogenation with DDQ or NBS gave the corresponding chromene, methyl 7,8-dimethoxy-2,2-dimethyl-2H-1-benzopyran-6-carboxylate (8).

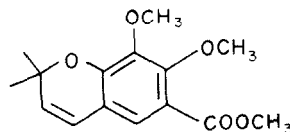


2: R = H
3: R = CH₃



5-7

R	R ₁
5: H	H
6: CH ₃	H
7: CH ₃	CH ₃



8

2,4-Dihydroxybenzoic acid on similar condensation with isoprene gave a mixture of three products in the ratio of 1:2:7 (overall yield, 75%), which were separated by column chromatography. The first compound on elemental analysis showed the introduction of two isoprene units. It gave negative ferric reaction and was assigned the dichroman structure 2,2,8,8 - tetramethyl - 3,4,9,10 - tetrahydro - 2H,8H - benzo[1,2-b:3,4-b']dipyran - 6 - carboxylic acid (**9**) which was in agreement with its NMR spectrum. NMR of second compound, which gave positive ferric reaction, showed the signals characteristic of 2,2-dimethylchroman ring. The two aromatic protons appeared as doublets ($J = 9$ Hz) at δ 6.32 and 7.62. It was therefore assigned the structure as 5 - hydroxy - 2,2 - dimethyl - 3,4 - dihydro - 2H - 1 - benzopyran - 6 - carboxylic acid (**10**). The third compound was found to be an isomer of **10** on elemental analysis and gave positive ferric reaction. It was assigned the structure 7 - hydroxy - 2,2 - dimethyl - 3,4 - dihydro - 2H - 1 - benzopyran - 6 - carboxylic acid (**11**) on the basis of its NMR spectrum which showed the two aromatic protons as singlets at δ 6.20 and 7.60 besides other signals.

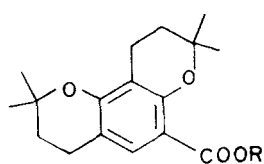
A regiospecific synthesis of linear chroman (**11**) has also been achieved by blocking the more reactive 3-position of 2,4-dihydroxybenzoic acid with iodine a group, easily introduced and removed. Thus, iodination¹⁵ of 2,4-dihydroxybenzoic acid with iodine and periodic acid gave 2,4-dihydroxy-3-iodobenzoic acid (**12**). The assigned structure (**12**) was in agreement with its NMR spectrum which showed the presence of two ortho coupled aromatic protons as doublets ($J = 9$ Hz) at δ 6.50 and 7.66. Condensation of **12** with isoprene in presence of orthophosphoric acid gave only one product (yield

70%). It was assigned the structure 7 - hydroxy - 8 - iodo - 2,2 - dimethyl - 3,4 - dihydro - 2H - 1 - benzopyran - 6 - carboxylic acid (**13**) on the basis of its NMR spectrum. **13** on deiodination with Zn-HCl gave 11 identical (m.p., mmp and IR) with the compound prepared above.

Methyl 2,4-dihydroxybenzoate, when subjected to similar reaction, gave a mixture of three products, methyl 5 - hydroxy - 2,2 - dimethyl - 3,4 - dihydro - 2H - 1 - benzopyran - 6 - carboxylate (**14**), methyl 7 - hydroxy - 2,2 - dimethyl - 3,4 - dihydro - 2H - 1 - benzopyran - 6 - carboxylate (**15**) and methyl 2,2,8,8 - tetramethyl - 3,4,9,10 - tetrahydro - 2H,8H - benzo[1,2-b:3,4-b']dipyran - 6 - carboxylate (**16**), which were separated by column chromatography and structures assigned on the basis of elemental analysis and NMR.

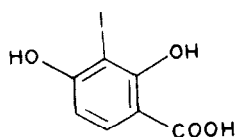
Either **11** or **15** on methylation gave methyl 7 - methoxy - 2,2 - dimethyl - 3,4 - dihydro - 2H - 1 - benzopyran - 6 - carboxylate (**17**), which on dehydrogenation with DDQ or NBS gave the corresponding chromene, methyl 7 - methoxy - 2,2 - dimethyl - 2H - 1 - benzopyran - 6 - carboxylate (**18**). Similarly methyl 5 - methoxy - 2,2 - dimethyl - 2H - 1 - benzopyran - 6 - carboxylate (**19**) was synthesised by dehydrogenation with DDQ or NBS of the corresponding chroman (**20**), which was obtained by methylation of **10** or **14**.

β -Tubaic acid (**1**), a natural compound, was synthesised by dehydrogenation of **14** with DDQ, followed by saponification with methanolic sodium hydroxide¹⁰ of the resulting β -tubaic acid methyl ester (**21**). **21** has also been synthesised by the partial propynylation of methyl 2,4-dihydroxybenzoate with 3-chloro-3-methylbut-1-yne in dry acetone, in presence of anhydrous K₂CO₃ and KI, followed by thermal rearrangement of the formed methyl

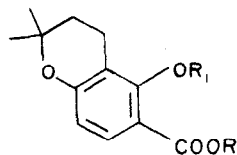


9,16

9: R = H
16: R = CH₃

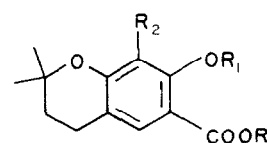


12



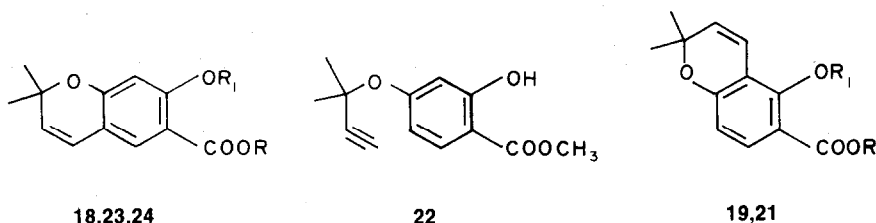
10,14,20

R	R ₁
10: H	H
14: CH ₃	H
20: CH ₃	CH ₃



11,13,15,17

R	R ₁	R ₂
11: H	H	H
13: H	H	I
15: CH ₃	H	H
17: CH ₃	CH ₃	H



	R	R ₁
18:	CH ₃	CH ₃
23:	H	H
24:	CH ₃	H

	R	R ₁
19:	CH ₃	CH ₃
21:	CH ₃	H

2-hydroxy-4-(1,1-dimethylprop-2-ynoxy)-benzoate (**22**) in *N,N*-dimethylaniline. Similarly linear isomer of β -tubaic acid, 7-hydroxy-2,2-dimethyl-2H-1-benzopyran-6-carboxylic acid (**23**) was synthesised by saponification of **24**, which was obtained by dehydrogenation of **15** with DDQ.

EXPERIMENTAL

M.ps are uncorrected. NMR spectra were recorded on a Perkin-Elmer R-32 spectrometer with TMS as an internal standard.

Reaction of 4-hydroxybenzoic acid with isoprene

A soln of isoprene (0.5 ml) in xylene (2.0 ml) was added to a mixture of 4-hydroxybenzoic acid (0.5 g), orthophosphoric acid (85%; 1.0 ml) and xylene (1.0 ml) with constant stirring at 30–35° during 2 h. Stirring was continued for further 6 h and then ether (50.0 ml) added. It was washed with water, dried (Na₂SO₄) and distilled. The residue thus obtained was purified by column chromatography and the column eluted with benzene to give **2** as colourless needles (0.52 g), m.p. 176–177° (Found: C, 69.6; H, 7.0. C₁₂H₁₄O₃ requires C, 69.9; H, 6.8%). NMR(CDCl₃ + CF₃COOH) δ : 1.39 [s, 6H, C(CH₃)₂]; 1.86, 2.83 (each t, *J* = 7 Hz, each 2H, H3 and H4 respectively); 6.73 d, *J* = 9 Hz, 1H, H8) and 7.70 (m, 2H, H5 and H7).

Reaction of methyl 4-hydroxybenzoate with isoprene

A soln of isoprene (0.5 ml) in petroleum ether (2.0 ml) was added to a mixture of methyl 4-hydroxybenzoate (0.5 g), orthophosphoric acid (85%; 1.0 ml) and petrol (2.0 ml) with constant stirring at 30–35° during 2 h. Stirring was continued for further 2 h and then working up the reaction gave residual oil, which was purified by column chromatography and the column eluted with petroleum ether to give **3** as colourless prisms (0.5 gm), m.p. 83–84° (Found: C, 70.7; H, 7.4. C₁₃H₁₆O₃ requires C, 70.9; H, 7.3%). NMR (CDCl₃) δ : 1.44 [s, 6H, C(CH₃)₂]; 1.93, 2.92 (each t, *J* = 7 Hz, each 2H, H3 and H4 respectively); 3.96 (s, 3H, COOCH₃ at C₆); 6.72 (d, *J* = 9 Hz, 1H, H8) and 7.72 (m, 2H, H5 and H7).

Methyl 2,2-dimethyl-2H-1-benzopyran-6-carboxylate (4)

Method (i). **3** (0.2 g) in carbon tetrachloride (50.0 ml) was refluxed for 4 h with NBS (0.16 g) and benzoyl peroxide (0.01 g). The soln was filtered and filtrate distilled. The residual oil thus obtained was purified by column chromatography and the column eluted with petrol to give **4** as colourless oil (0.15 g) (Found: C, 71.4; H, 6.6. C₁₃H₁₄O₃ requires C, 71.6; H, 6.4%). NMR (CDCl₃) δ : 1.43 [s, 6H, C(CH₃)₂]; 3.82 (s, 3H, COOCH₃ at C₆); 5.55, 6.25 (each d, *J* = 10 Hz, each 1H, H3 and H4 respectively); 6.72 (d, *J* = 9 Hz, 1H, H8) and 7.70 (m, 2H, H5 and H7).

Method (ii). **3** (0.2 g) in dry benzene (30.0 ml) was refluxed for 100 h with DDQ (0.2 g). The soln was filtered, the filtrate distilled and residue thus obtained was purified by column chromatography and the column eluted with petroleum ether to give **4** as a colourless oil (0.05 g), identical with the chromene prepared by the NBS method

Reaction of 2,3,4-trihydroxybenzoic acid with isoprene

A soln of isoprene (0.5 ml) in xylene (2.0 ml) was added to a mixture of 2,3,4-trihydroxybenzoic acid (0.5 g), orthophosphoric acid (85%; 1.0 ml) and xylene (1.0 ml) with constant stirring at 30–35° during 2 h. Stirring was continued for further 6 h and then the mixture neutralized with 2% aq NaHCO₃. The aq layer separated, acidified with dil HCl and extracted with ether. Ether extract was washed with water, dried (Na₂SO₄) and distilled. The residue thus obtained was crystallised from ethyl acetate-benzene to give **5** as pale yellow prisms (0.51 g), m.p. 155–156° (Found: C, 60.2; H, 6.0. C₁₂H₁₄O₅ requires C, 60.5; H, 5.9%). NMR (CDCl₃) δ : 1.35 [s, 6H, C(CH₃)₂]; 1.77, 2.66 (each t, *J* = 7 Hz, each 2H, H3 and H4 respectively) and 7.42 (s, 1H, H5). Its diacetate (Ac₂O-pyridine) was crystallised from aq EtOH as colourless needles, m.p. 143–145° Found: C, 59.4; H, 5.6. C₁₆H₁₈O₇ requires C, 59.6; H, 5.6%. NMR (CDCl₃) δ : 1.35 [s, 6H, C(CH₃)₂]; 1.85 (t, *J* = 7 Hz, 2H, H3); 2.30 (s, 6H, OCOCH₃ at C₇ and C₈); 2.82 (t, *J* = 7 Hz, 2H, H4) and 7.69 (s, 1H, H5).

Reaction of methyl 2,3,4-trihydroxybenzoate with isoprene

A soln of isoprene (0.5 ml) in petrol (2.0 ml) was added to a mixture of methyl 2,3,4-trihydroxybenzoate (0.5 g), orthophosphoric acid (85%; 1.0 ml) and petrol (2.0 ml) with constant stirring at 30–35° during 2 h. Stirring was continued for a further 2 h and then working up the reaction gave residual oil, which was purified by column chromatography and the column eluted with benzene to give **6** as colourless needles (0.49 g), m.p. 94° (Found: C, 61.8; H, 6.3. C₁₃H₁₆O₃ requires C, 61.9; H, 6.3%). NMR (CDCl₃) δ : 1.37 [s, 6H, C(CH₃)₂]; 1.83, 2.73 (each t, *J* = 7 Hz, each 2H, H3 and H4 respectively); 3.88 (s, 3H, COOCH₃ at C₆); 5.40 (s, 1H, exchanged with D₂O, OH at C₈); 7.30 (s, 1H, H5) and 10.8 (s, 1H, exchanged with D₂O, OH at C₇). Its diacetate (Ac₂O-pyridine) was crystallised from petrol as colourless plates, m.p. 96–97° (Found: C, 60.5; H, 6.1. C₁₇H₂₀O₇ requires C, 60.7; H, 6.0%). NMR (CCl₄) δ : 1.26 [s, 6H, C(CH₃)₂]; 1.75 t, *J* = 7 Hz, 2H, H3); 2.21 (s, 6H, OCOCH₃ at C₇ and C₈); 2.70 (t, *J* = 7 Hz, 2H, H4); 3.70 (s, 3H, COOCH₃ at C₆) and 7.50 (s, 1H, H5).

Methyl 7,8-dimethoxy-2,2-dimethyl-3,4-dihydro-2H-1-benzopyran-6-carboxylate (7)

5 (1.0 g) in dry acetone (50.0 ml) was refluxed with Me₂SO₄ (1.5 ml) in presence of anhyd K₂CO₃ (4.0 g) for 4 h. Inorganic salts were filtered and washed with more acetone. The combined filtrate distilled and the residue extracted with ether. Etheral layer washed successively with 5% Na₂CO₃ aq, water, dried (Na₂SO₄) and distilled to give **7** as pale yellow oil (0.95 g) (Found: C, 64.2; H, 7.1. C₁₅H₂₀O₅ requires C, 64.3; H, 7.1%). NMR (CDCl₃) δ : 1.26 [s, 6H, C(CH₃)₂]; 1.68, 2.63 (each t, *J* = 9 Hz, each 2H, H3 and H4 respectively); 3.74, 3.78 and 3.81 (each s, each 3H, OCH₃ at C₇, C₈ and COOCH₃ at C₆) and 7.20 (s, 1H, H5). **7** was found to be identical with dimethyl ether (Me₂SO₄-K₂CO₃-Acetone) of **6**.

Methyl 7,8-dimethoxy-2,2-dimethyl-2H-1-benzopyran-6-carboxylate (8)

Method (i). **7** (0.1 g) in CCl₄ (25.0 ml) was refluxed for 4 h with

NBS (0.065 g) and benzoyl peroxide (0.005 g). Working-up as usual of the reaction mixture yielded residual oil, which was purified by prep TLC (benzene:ethyl acetate:acetic acid = 80:1:1) to give **8** as pale yellow oil (0.07 g) (Found: C, 64.6; H, 6.8. $C_{15}H_{18}O_3$ requires C, 64.7; H, 6.5%). NMR ($CDCl_3$) δ : 1.45 [s, 6H, $C(CH_3)_2$]; 3.86, 3.90 (each s, 6H and 3H respectively, OCH₃ at C₇, C₈ and COOCH₃ at C₆); 5.55, 6.25 (each d, $J = 10$ Hz, each 1H, H3 and H4 respectively) and 7.20 (s, 1H, H5).

Method (ii). **7** (0.1 g) in dry benzene (15.0 ml) was refluxed for 80 h with DDQ (0.09 g). The soln was filtered, the filtrate distilled and residue, thus obtained taken in ether. The ethereal layer was washed successively with 5% $NaHCO_3$ aq, water, dried (Na_2SO_4) and distilled to give **8** as pale yellow oil (0.08 g). It was identical with the chromene prepared by NBS method.

Reaction of 2,4-dihydroxybenzoic acid with isoprene

A soln of isoprene (1.2 ml) in xylene (3.0 ml) was added to a mixture of 2,4-dihydroxybenzoic acid (1.0 g), orthophosphoric acid (85%; 2.0 ml) and xylene (3.0 ml) with constant stirring at 30–35° during 2 h. Stirring was continued for further 5 h and then working up the reaction gave a residue which was found to be mixture of three products (TLC). Hence it was subjected to column chromatography and the column eluted successively with (i) petrol (ii) benzene:petrol (1:9) and (iii) benzene:petrol ether (3:7) giving the following three fractions. Fraction A crystallised from petrol ether, yielding **9** (0.1 g), m.p. 148–149° (Found: C, 70.0; H, 7.6. $C_{17}H_{22}O_4$ requires C, 70.3; H, 7.6%). NMR ($CDCl_3$) δ : 1.30, 1.39 [each s, each 6H, $2 \times C(CH_3)_2$]; 1.77 (m, 4H, H3 and H9); 2.63 (m, 4H, H4 and H10) and 7.70 (s, 1H, H5). Fraction B crystallised from benzene–petrol, yielding **10** (0.2 g), m.p. 170–171° (lit¹⁰ 170–171). NMR ($CDCl_3$) δ : 1.30 [s, 6H, $C(CH_3)_2$]; 1.72, 2.62 (each t, $J = 7$ Hz, each 2H, H3 and H4 respectively); 6.32 and 7.62 (each d, $J = 9$ Hz, each 1H, H8 and H7 respectively). Fraction C crystallised from ethyl acetate–benzene yielding **11** (0.7 g), m.p. 192–193° (lit¹² 191–192°). NMR (CD_3COCD_3) δ : 1.32 [s, 6H, $C(CH_3)_2$]; 1.80, 2.72 (each t, $J = 7$ Hz, each 2H, H3 and H4 respectively); 6.20 and 7.60 (each s, each 1H, H8 and H5 respectively).

2,4-Dihydroxy-3-iodobenzoic acid (12)

2,4-Dihydroxybenzoic acid (5.0 g) was dissolved in minimum amount of ethanol, iodine (3.5 g) and periodic acid (1.0 g, in water) added and mixture stirred for 2 h at 60–70°. It was diluted with water, the residue thus obtained was purified by column chromatography and the column eluted with benzene to give **12** as light brown prisms (2.6 g), m.p. 198–199° (Found: C, 30.2; H, 1.8. $C_7H_5O_4I$ requires C, 30.0; H, 1.8%). NMR (CD_3COCD_3) δ : 6.50 and 7.66 (each d, $J = 9$ Hz, each 1H, H5 and H6 respectively).

Reaction of 12 with isoprene

A soln of isoprene (1.1 ml) in xylene (3.0 ml) was added to a mixture of **12** (1.0 g), orthophosphoric acid (85%; 2.0 ml) and xylene (3.0 ml) with constant stirring at 30–35° during 2 h. Stirring was continued for further 5 h and then working up the reaction yielded a residue which was crystallised from ethyl acetate–benzene to give **13** as colourless plates (1.0 g) m.p. 185–186° (Found: C, 41.2; H, 3.9. $C_{17}H_{13}O_4I$ requires C, 41.4; H, 3.7%). NMR (CD_3COCD_3) δ : 1.40 [s, 6H, $C(CH_3)_2$]; 1.85, 2.78 (each t, $J = 7$ Hz, each 2H, H3 and H4 respectively) and 7.65 (s, 1H, H5).

Deiodination of 13

A soln of **13** (1.0 g) in ethanol (30.0 ml) was refluxed with zinc dust (0.5 g) and conc. HCl (3.0 ml) for 4 h. The soln was filtered, distilled and the separated product crystallised from ethyl acetate–benzene to give **11** as colourless plates (0.45 g) identical (m.p., mmp and IR) with the compound prepared above.

Reaction of methyl 2,4-dihydroxybenzoate with isoprene

A soln of isoprene (1.1 ml) in petrol (4.0 ml) was added to a mixture of methyl 2,4-dihydroxybenzoate (1.0 g), orthophosphoric acid (85%; 2.0 ml) and petrol (4.0 ml) with constant stirring at 30–35° during 2 h. Stirring was continued for further 2 h. Work-up as above yielded a mixture of three compounds (TLC),

separated by column chromatography and the column eluted with petrol ether to give successively the following three fractions. Fraction D crystallised from petrol ether yielding **14** (0.1 g), m.p. 57–58° (lit² oil). NMR ($CDCl_3$) δ : 1.27 [s, 6H, $C(CH_3)_2$]; 1.73, 2.60 (each t, $J = 7$ Hz, each 2H, H3 and H4 respectively); 3.78 (s, 3H, COOCH₃ at C₆); 6.28, 7.51 (each d, $J = 9$ Hz, each 1H, H8 and H7 respectively) and 11.4 (s, 1H, exchanged with D_2O , OH at C₅). Fraction E crystallised from petrol ether yielding **15** (0.05 g), m.p. 60–61° (Found: C, 65.9; H, 6.9. $C_{13}H_{16}O_4$ requires C, 66.1; H, 6.8%). NMR (CCl_4) δ : 1.28 [s, 6H, $C(CH_3)_2$]; 1.71, 2.60 (each t, $J = 7$ Hz, each 2H, H3 and H4 respectively); 3.78 (s, 3H, COOCH₃ at C₆); 6.12, 7.31 (each s, each 1H, H8 and H5 respectively) and 10.54 (s, 1H, exchanged with D_2O , OH at C₇). Fraction F crystallised from petrol yielding **16** (0.8 g), m.p. 92–93° (Found: C, 70.8; H, 8.0. $C_{18}H_{24}O_4$ requires C, 71.0; H, 7.9%). NMR (CCl_4) δ : 1.34 [s, 12H, $2 \times C(CH_3)_2$]; 1.74 (t, $J = 7$ Hz, 4H, H3 and H9); 2.57, 2.66 (each t, $J = 9$ Hz, each 2H, H4 and H10); 3.74 (s, 3H, COOCH₃ at C₆) and 7.32 (s, 1H, H5).

Methyl 7-methoxy-2,2-dimethyl-3,4-dihydro-2H-1-benzopyran-6-carboxylate (17)

11 (0.5 g) in dry acetone (20.0 ml) was refluxed with Me_2SO_4 (0.46 ml) in presence of anhyd K_2CO_3 (2.0 g) for 4 h. Working up of reaction mixture as usual yielded **17**, which crystallised from petrol as pale yellow prisms (0.45 g), m.p. 113–114° (lit¹¹ 112–113°). NMR (CCl_4) δ : 1.29 [s, 6H, $C(CH_3)_2$]; 1.72, 2.65 (each t, $J = 7$ Hz, each 2H, H3 and H4 respectively); 3.74, 3.76 (each s, each 3H, OCH₃ at C₇ and COOCH₃ at C₆); 6.21 and 7.45 (each s, each 1H, H8 and H5 respectively). **17** was found to be identical with methyl ether (Me_2SO_4 – K_2CO_3 –acetone) of **15**.

Methyl 7-methoxy-2,2-dimethyl-2H-1-benzopyran-6-carboxylate (18)

Method (i). **17** (0.1 g) in CCl_4 (15.0 ml) was refluxed for 3 h with NBS (0.072 g) and benzoyl peroxide (0.005 g). Working-up as usual yielded a residual oil, which was purified by preparative TLC (benzene:petrol, 3:1) to give **18** as pale yellow oil (0.07 g) (Found: C, 67.8; H, 6.5. $C_{17}H_{16}O_4$ requires C, 67.7; H, 6.4%). NMR ($CDCl_3$) δ : 1.39 [s, 6H, $C(CH_3)_2$]; 3.78, 3.80 (each s, each 3H, OCH₃ at C₇ and COOCH₃ at C₆); 5.42, 6.20 (each d, $J = 10$ Hz, each 1H, H3 and H4 respectively); 6.31 and 7.43 (each s, each 1H, H8 and H5 respectively).

Method (ii). **17** (0.1 g) in dry benzene (15.0 ml) was refluxed for 150 h with DDQ (0.1 g). Working up of reaction mixture as usual yielded **18** as pale yellow oil (0.08 g) identical with the chromene prepared by NBS method.

Methyl 5-methoxy-2,2-dimethyl-3,4-dihydro-2H-1-benzopyran-6-carboxylate (20)

10 (0.25 g) in dry acetone (10.0 ml) was refluxed with Me_2SO_4 (0.23 ml) in presence of anhyd K_2CO_3 (1.0 g) for 4 h. Working up of reaction mixture as usual yielded **20** as pale yellow oil (0.24 g) (lit² oil). NMR ($CDCl_3$) δ : 1.30 [s, 6H, $C(CH_3)_2$]; 1.72, 2.70 (each t, $J = 7$ Hz, each 2H, H3 and H4 respectively); 3.77 (s, 6H, OCH₃ at C₅ and COOCH₃ at C₆); 6.44 and 7.54 (each d, $J = 9$ Hz, each 1H, H8 and H7 respectively). **20** was found to be identical with methyl ether (Me_2SO_4 – K_2CO_3 –acetone) of **14**.

Methyl 5-methoxy-2,2-dimethyl-2H-1-benzopyran-6-carboxylate (19)

Method (i). **20** (0.1 g) in carbon tetrachloride (20.0 ml) was refluxed for 2 h with NBS (0.08 g) and benzoyl peroxide (0.001 g). Working-up of the reaction mixture as usual yielded residual oil, which was purified by preparative TLC (benzene:petrol ether; 1:1) to give **19** as colourless oil (0.066 g) (lit² oil). NMR ($CDCl_3$) δ : 1.42 [s, 6H, $C(CH_3)_2$]; 3.80, 3.81 (each s, each 3H, OCH₃ at C₅ and COOCH₃ at C₆); 5.55 (d, $J = 10$ Hz, 1H, H3); 6.48 (d, $J = 9$ Hz, 1H, H8); 6.55 (d, $J = 10$ Hz, 1H, H4) and 7.56 (d, $J = 9$ Hz, 1H, H7).

Method (ii). **20** (0.05 g) in dry benzene (10.0 ml) was refluxed for 140 h with DDQ (0.05 g). Working up of reaction mixture as usual yielded **19** as colourless oil (0.04 g), identical with the chromene prepared by NBS method.

Methyl 5 - hydroxy - 2,2 - dimethyl - 2H - 1 - benzopyran - 6 - carboxylate (21)

Method (i). **14** (0.05 g) in dry benzene (10.0 ml) was refluxed for 25 h with DDQ (0.05 g). The soln was filtered, the filtrate distilled and the residue thus obtained was purified by column chromatography. The column on elution with petrol gave **21** as colourless prisms (0.04 g), m.p. 75–76° (lit.^{2,8,10} oil). NMR (CDCl₃) δ : 1.40 [s, 6H, C(CH₃)₂]; 3.80 (s, 3H, COOCH₃ at C₆); 5.49 (d, $J = 10$ Hz, 1H, H₃); 6.25 (d, $J = 9$ Hz, 1H, H₈); 6.67 (d, $J = 10$ Hz, 1H, H₄); 7.52 (d, $J = 9$ Hz, 1H, H₇) and 11.2 (s, 1H, exchanged with D₂O, OH at C₅).

Method (ii).

(i) *Methyl 2 - hydroxy - 4 - (1,1 - dimethyl - prop - 2 - ynyloxy) - benzoate (22)*. Methyl 2,4 - dihydroxybenzoate (1.0 g), 3 - chloro - 3 - methylbut - 1 - yne (3.0 ml), anhyd K₂CO₃ (3.0 g) and anhyd KI (1.0 g) in dry acetone (30.0 ml) were refluxed for 50 h. Working up of reaction mixture as usual yielded **22** (0.74 g) as pale yellow oil (Found: C, 66.5; H, 6.2. C₁₃H₁₄O₄ requires C, 66.7; H, 6.0%). NMR (CDCl₃) δ : 1.65 [s, 6H, C(CH₃)₂]; 2.63 (s, 1H, C≡CH); 3.84 (s, 3H, COOCH₃ at C₁); 6.56 (dd, $J = 9$ Hz, 2.5 Hz, 1H, H₅); 6.78 (d, $J = 2.5$ Hz, 1H, H₃); 7.62 (d, $J = 9$ Hz, 1H, H₆) and 10.8 (s, 1H, exchanged with D₂O, OH at C₂).

(ii) *Methyl 5 - hydroxy - 2,2 - dimethyl - 2H - 1 - benzopyran - 6 - carboxylate (21)*. **22** (0.7 g) was refluxed with N,N-dimethylaniline (1.0 ml) for 2 h. The mixture was cooled and ether (50.0 ml) added. Ethereal layer washed successively with HCl (5%, 35.0 ml), water, dried Na₂SO₄ and distilled. The residual oil thus obtained was purified by column chromatography and the column eluted with petrol to give **21** as colourless prisms (0.60 g). It was identical (m.p. mmp and IR) with the chromene prepared by dehydrogenation of **14** with DDQ.

Methyl 7 - hydroxy - 2,2 - dimethyl - 2H - 1 - benzopyran - 6 - carboxylate (24)

15 (0.1 g) in dry benzene (20.0 ml) was refluxed for 30 h with DDQ (0.1 g). Working up of reaction mixture as usual yielded a residue which was purified by column chromatography. The column on elution with benzene:petrol (1:9) gave **24** as colourless plates (0.08 g), m.p. 74–75° (lit.¹² 76°). NMR (CDCl₃) δ : 1.30 [s, 6H, C(CH₃)₂]; 3.74 (s, 3H, COOCH₃ at C₆); 5.46, 6.18 (each d, $J = 10$ Hz, each 1H, H₃ and H₄ respectively); 6.30, 7.35 (each s, each 1H, H₈ and H₅ respectively) and 10.9 (s, 1H, exchanged with D₂O, OH at C₇).

7 - Hydroxy - 2,2 - dimethyl - 2H - 1 - benzopyran - 6 - carboxylic acid (23)

24 (0.06 g) was refluxed with methanol (10.0 ml) and NaOH (20%, 3.0 ml) for 2 h. Methanol was distilled under vacuum, residue treated with crushed ice and acidified with dil HCl. The separated solid was then crystallised from ethyl acetate–benzene to give **23** as colourless plates, (0.05 g), m.p. 183° decomposed (lit.¹² 183° decomposed). NMR (CDCl₃+CF₃COOH) δ : 1.46 [s, 6H, C(CH₃)₂]; 5.58, 6.25 (each d, $J = 10$ Hz, each 1H, H₃ and H₄ respectively); 6.39 and 7.50 (each s, each 1H, H₈ and H₅ respectively).

Acknowledgement—Our thanks are due to CSIR and UGC, New Delhi, India for financial assistance.

REFERENCES

- Yoshihiko, M. Hiromichi and M. Katsura, *Agric. Biol. Chem.* **40**, 1245 (1976).
- Delle Monache, G. Delle Monache, G. B. Marini-Bettolo, M. Mahadode Albuquerque, J. F. Demello and O. Gonsalves de Lima, *Gazz. Chim. Ital.* **106**, 935 (1976).
- H. L. Haller, *J. Am. Chem. Soc.* **53**, 733 (1931).
- J. Baudrenghien, J. Jadot and R. Huls, *Bull. Cl. Sci. Acad. Roy. Belg.* **39**, 105 (1953).
- O. A. Stamm, H. Schmid and J. Buchi, *Helv. Chim. Acta.* **2006** (1958).
- J. S. P. Schwarz, A. I. Cohien, W. D. Ollis, E. A. Kaczaa and L. M. Jackman, *Tetrahedron* **20**, 1317 (1964); **20**, 1331 (1964).
- Delle Monache, F. Delle Monache, G. B. Marini Bettolo, M. Machado de Albuquerque, J. F. Demello and O. Gonsalves de Lima, *Gazz. Chim. Ital.* **107**, 189 (1977).
- S. K. Mukerjee, S. C. Sarkar and T. R. Seshadri, *Tetrahedron* **25**, 1063 (1969).
- A. J. East, W. D. Ollis and R. F. Wheeler, *J. Chem. Soc. (C)* 365 (1969).
- Nickl, *Chem. Ber.* **91**, 1372 (1958).
- N. Chatterjee, K. D. Banerji and N. Prasad, *Chem. Ber.* **96**, 2356 (1963).
- Nickl, *Ibid.* **92**, 1989 (1959).
- V. K. Ahluwalia and K. K. Arora, *Tetrahedron* **37**, 1437 (1981).
- V. K. Ahluwalia, K. K. Arora and R. S. Jolly, *J. Chem. Soc. Perkin II* 335 (1982).
- V. K. Ahluwalia, Chandra Prakash and R. P. Singh, *Tetrahedron* **35**, 2081 (1979).